

Florida Mortality Study:

**Florida Law Enforcement and Corrections Officers
compared to Florida General Population**



Presented by Sheriff J.R. "Jack" Parker

October 17, 2011

Table of Contents

Page 3 - 4:	Executive Summary
Page 4:	Graph 1: Comparisons of Deaths
Page 5-13:	Florida Mortality Study
Page 7:	Table 1: DOH Menu Illustration
Page 8:	Graph 2: All General Population Florida Deaths
Page 8:	Graph 3: FRS Special Risk Deaths
Page 10:	Conclusion
Page 11:	Table 2: DOH Age of Death Data Table
Page 12:	Table 3: FRS Age of Death Data Table
Page 13:	References

Florida Mortality Study:

Florida Law Enforcement and Corrections Officers compared to Florida General Population

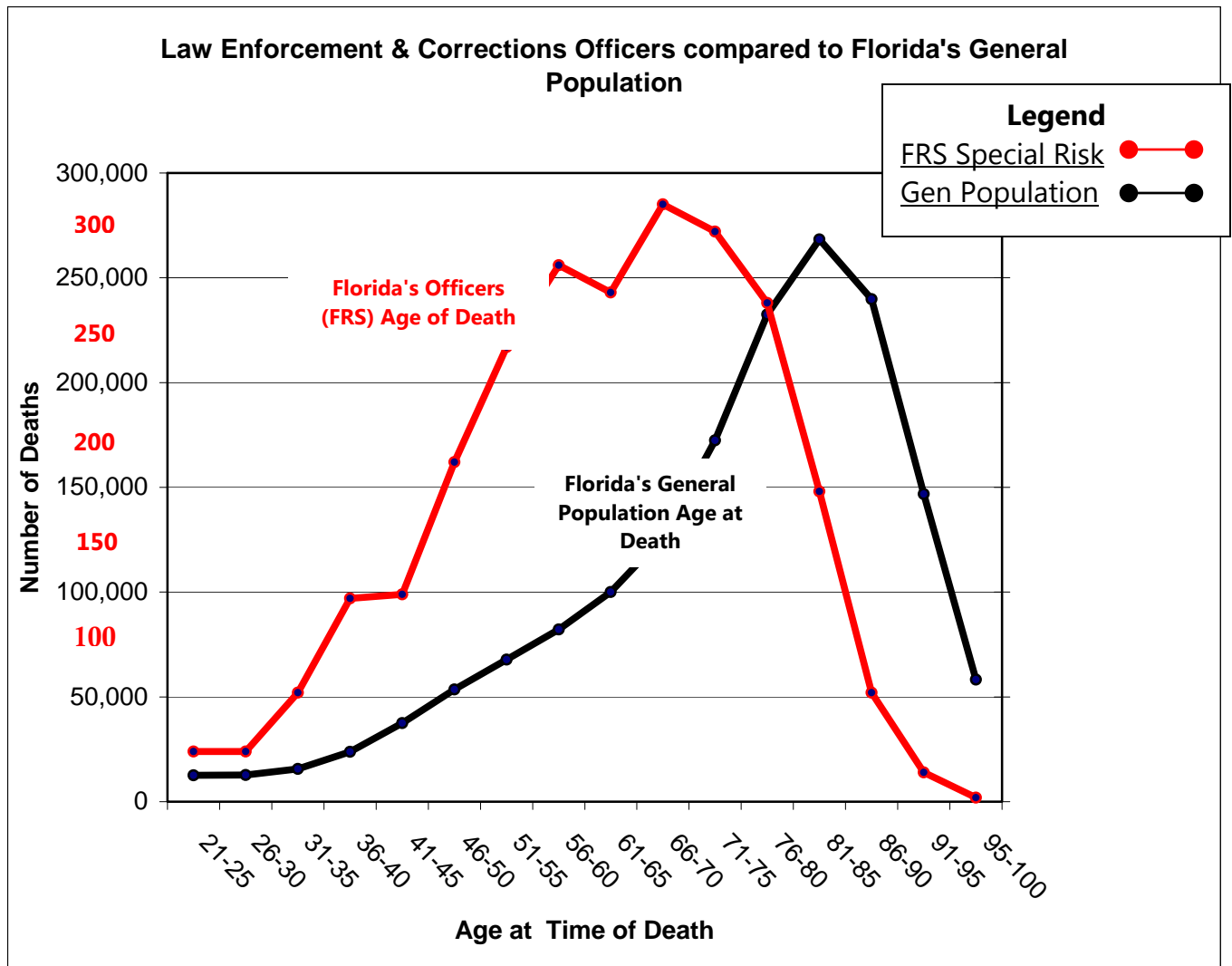
Executive Summary

During the 2011 Legislative Session, changes made to the Florida Retirement System (FRS) extended by five years both the age and the years of service necessary to retire for members of the special risk class which includes law enforcement and corrections officers. The stated justification for the change was the assumption that special risk class members are living longer and now have life spans similar to that of the general population. This assumption was derived without the benefit of conducting any studies in the State of Florida. The assumption also conflicts directly with well-established medical theory and other scientifically conducted longitudinal studies regarding the lifespan of law enforcement officers.

To verify whether there is a lifespan difference between the law enforcement and corrections special risk class members and that of the general population in Florida, data was derived from the FRS and the Florida Department of Health. The comprehensive data was analyzed and compiled to establish an accurate "average age at death" comparison between FRS special risk class members (Law Enforcement and Corrections Officers) and the State of Florida general population.

The actual death rates between the two groups were compared during the most recent decade beginning in year 2000 and ending in 2009. It was determined the average age at death for FRS special risk class members assigned to law enforcement and corrections duties was 62.4 years, while the average age of death for Florida's general population was almost 12 years longer at 74.2 years (approximately 19% longer life spans).

This report clearly demonstrates that FRS special risk class members assigned to law enforcement and corrections duties do not enjoy a similar lifespan as compared to the population they serve and the 2011 changes to the FRS requiring officers to work to age 60 was based on an invalid assumption. The following graph illustrates the difference in life spans of Florida law enforcement and corrections officers as compared with Florida's general public:



Graph 1 - Graph Comparing Florida's (FRS) Law Enforcement and Corrections Officers with Florida's General Population regarding age of death.

It is requested the Florida Legislature submit and pass bill language in this legislative session in both the Florida House and Florida Senate, and that Governor Scott sign into law, corrective statutory language that will return special risk members in the Florida Retirement System to the appropriate special risk retirement age of 55 or 25 years of service. It is further requested those FRS special risk members hired on or after July 1st of 2011 be retroactively included in the legislative change.

If you have any questions regarding this report or this legislative request, please contact Sheriff J. R. "Jack" Parker, by calling 321-264-5201 or by email at jack.parker@bcso.us or by mail at Brevard County Sheriff's Office, 700 South Park Avenue, Titusville, Florida, 32780.

Florida Mortality Study:

Florida Law Enforcement and Corrections Officers compared to Florida General Population

Introduction

A commonly held belief among policymakers and the public is that law enforcement officers, by nature of their profession, have a shorter life expectancy than the general population. Law enforcement work is riddled with stressors that exist throughout the career of the officer. Officers function in a constant state of stress and it is a major contributor to the earlier death suffered by law enforcement and corrections professionals. The negative impact of stress on life span is not a disputed fact and acts as one of the justifications that granted special risk members a retirement age commensurate with their life span and service to our citizens.ⁱ

In a cost-cutting measure, during the 2011 legislative session, the Florida Legislature extended the years of service and age requirements for Special Risk class members. Many in Florida's law enforcement community expressed concern that extending the retirement age from 55 to 60 years for law enforcement and corrections officers was dangerous both for the officer and for the public.

Research Parameters

The research focuses on a ten-year period ranging from 2000 to 2009 and is specific to Florida. Given the state of current research in this area, statistical data was acquired from reliable and valid sources relating specifically to the general population in the State of Florida and FRS special risk population. Mortality rate statistics for Florida's general public were obtained directly from the Department of Health, and statistics for FRS Special Risk employees were obtained directly from the Florida Retirement System.

The objective of the study was to determine if Florida law enforcement and corrections officers who belong to the FRS have a similar life expectancy as the general population.

Two data sets were analyzed to determine an average age for all persons who died in the State of Florida and for members of the FRS Special Risk Class, employed by or retired from Sheriff's Offices, State Law Enforcement Agencies, or the Department of Corrections.

Cause of death statistics were not collected for these study groups but rather focuses simply on the age of death regardless of cause. There is great debate and discussion on the reasons those in direct service public safety positions die much earlier than their non-public safety counterparts. The objective of this study was not to determine what factors contribute to reducing the lifespan of those in the public safety profession, rather it was conducted to determine if law enforcement and corrections officers were, in fact, suffering from reduced life spans.

Data: Florida General Population

Per Florida Statute 302.008 Death and Fetal Death Registration, a certificate for each death and fetal death which occurs in this state shall be filed on a form prescribed by the department with the local registrar or the district in which the death occurred within five days after such death and prior to the final disposition, and shall be registered by such registrar if it has been completed and filed in accordance with this chapter or adopted rules. Per Department of Health Administrative Code 64V-1.0061 Death and Fetal Death Registration, all deaths must be registered with the Florida Department of Health, State Office of Vital Statistics, P.O. Box 210, Jacksonville, FL 32231-0042.

The following death information was compiled from the Florida Department of Health, Office of Health Statistics and Assessment's website. The illustrated menu (Table 1) was utilized to compile that data. With the exception of the AGE field, all displayed fields were employed when compiling death statistics. The AGE field was increased numerically beginning at age twenty-one (21) through age ninety-nine (99). Empirical data obtained for each individual age was copied directly from the menu to an Excel spreadsheet.

Category:	All Causes (A00-Y89) ▼
Cause of Death*:	All Causes (A00-Y89) ▼
Year:	2009 ▼
Race:	All Races ▼
Ethnicity**:	All Ethnicities ▼
Sex:	All Sexes ▼
Age:	21 through 99 (leave blank for all ages, enter 0 through 0 for infant deaths)
Counties:	<input checked="" type="radio"/> All counties <i>(Displays a single cause of death for all counties)</i> <input type="radio"/> Single county <i>(Displays all individual causes of death for 1 county)</i>
Report Type:	<input checked="" type="radio"/> 10 single-year counts <input type="radio"/> Single-year counts by standard age groups <input type="radio"/> Single-year counts by race, ethnicity and gender

Table 1: Florida Department of Health Menu Illustration

Florida Department of Health data was segregated by the number of reported deaths specific to each year and the age of the decedent at the time of death. ⁱⁱ

Calculations for the average age at death for both populations were determined by summing the number of deaths for each age group for the specified time frame and multiplying this result by the age of death to obtain a total number of years of age at the time of death.

The variables for this calculation can be expressed mathematically as:

Y= Sum of all deaths as specific age

A= Age at time of death

N= Sum of all (y x a)

T= Sum of all deaths

$N \div T$ = Average age at death

Using this formula, the average Age at Death for persons in the General Public in the State of Florida for the ages of 21 through 99 is **74.21** years.

Please see Graph 2 on page 8 for a graphical illustration.

Data: FRS Special Risk Class (Law Enforcement and Corrections)

Data requested from the Florida Division of Retirement (FRS) was used to establish the average Age at Death for members who are part of, or retired from, the Special Risk Class assigned to law enforcement and corrections duties including Sheriff's Offices, State Law Enforcement Agencies and the Department of Corrections.

For FY 2000-01 through FY 2009-10, the number of deaths by age (the age in years at time of death) for members who died post retirement from the Special Risk Class, or died active without retiring were derived for the purposes of this study.ⁱⁱⁱ

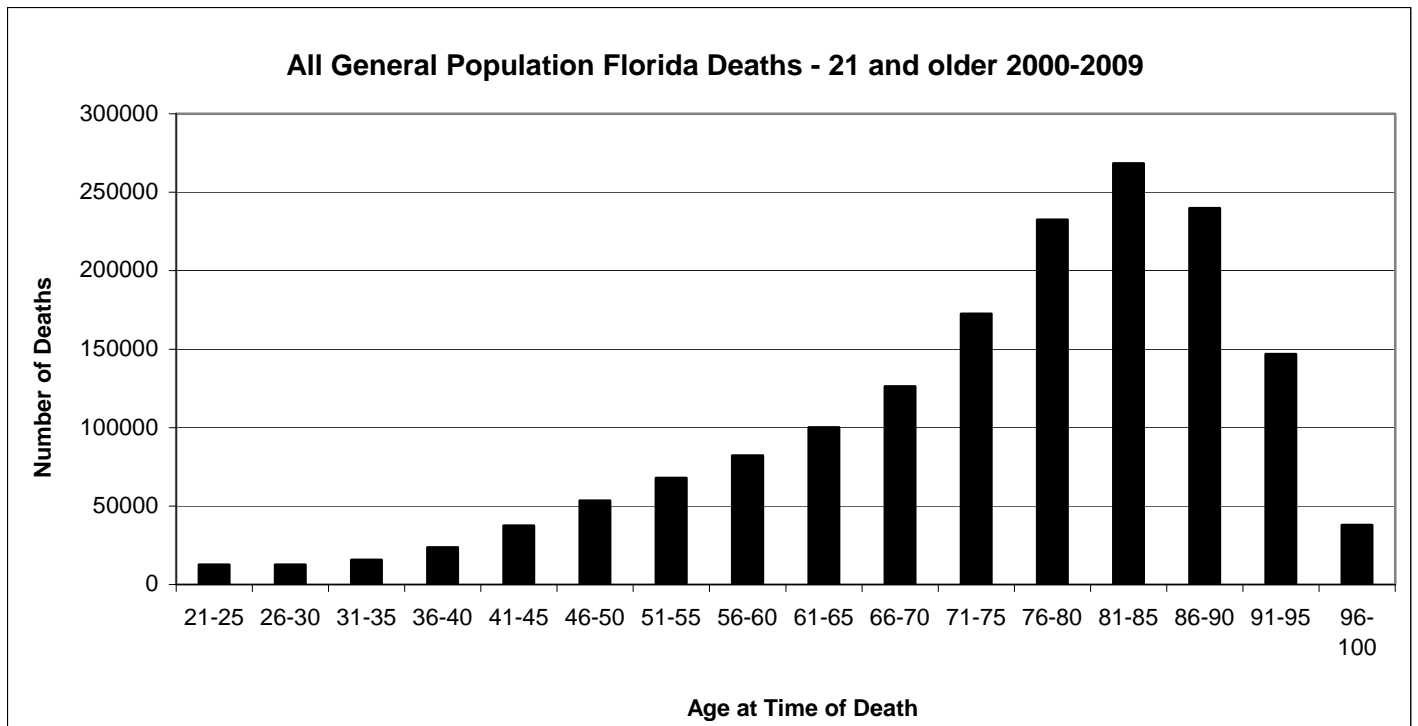
The average age at death for Florida Law Enforcement Officers and Florida Corrections Officers in the FRS data set is **62.47** years of age.

Please see Graph 3 on page 8 for a graphical illustration.

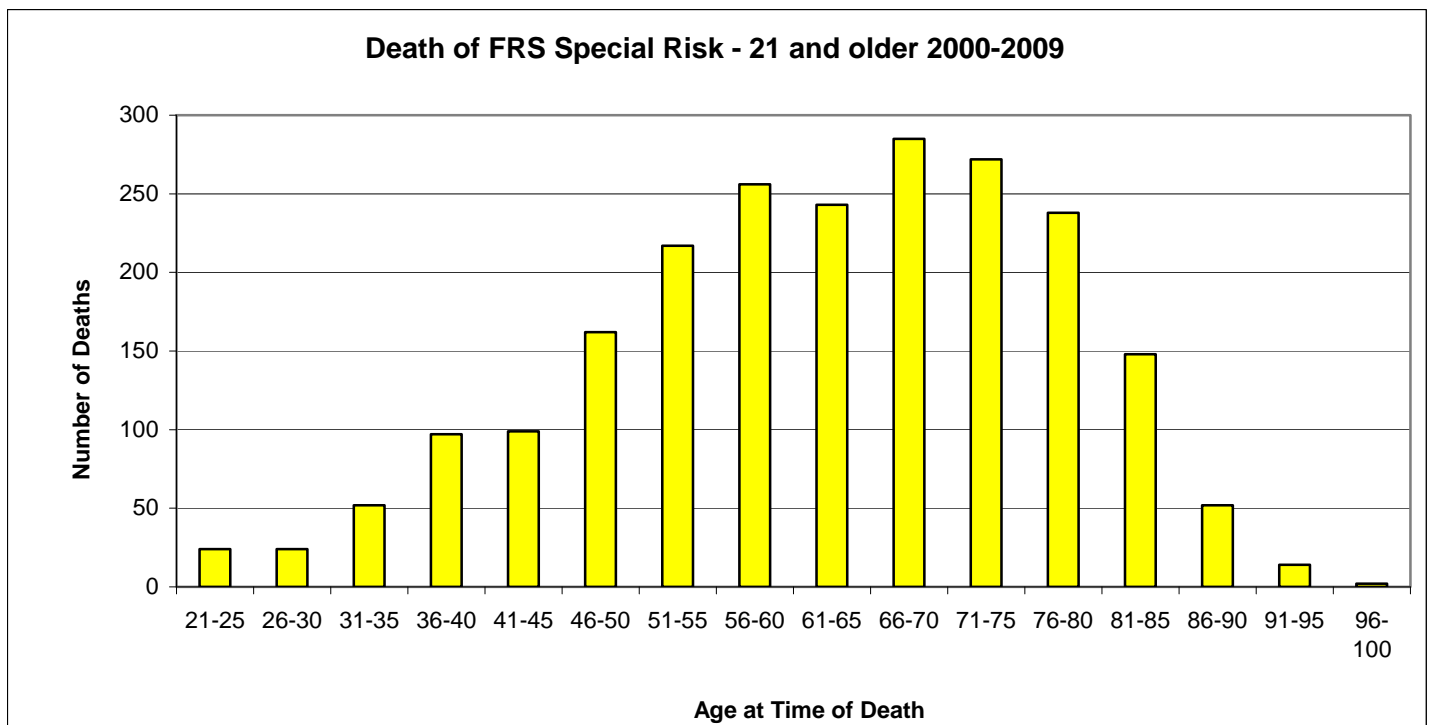
Population Comparison

To simplify the comparisons, FRS data was presented in the same Age at Death segregated format as the Florida Department of Health data for the ten-year period.

Subtracting the Age at Death for the Special Risk Population (FRS) of 62.47 years from the average Age at Death for the general population (DOH) of 74.21 years yields a difference of 11.74 years. Members of the general population in the State of Florida had lived an additional 11.74 years, or almost 19% longer, than Florida's Law Enforcement and Corrections Officers.



Graph 2: Graphical illustration of age of death for Florida's general population



Graph 3: Graphical illustration of age of death for Florida's Law Enforcement and Corrections Officers (FRS)

Conclusion

The data presented indicated that for the ten-year period specified, law enforcement and corrections officers who belonged to the Florida Retirement System died, on average, approximately 12 years earlier than the general population. The study also found that the general population in the State of Florida are enjoying lives approximately 19% longer than Florida's Law Enforcement and Corrections Officers (FRS).

DOH Age of Death Data for Florida
2000 - 2009

Age	2000	2001	2002	2003	2004	2005	2006	2007	2008	2009	10 Year Annual Total	Total Deaths Multiplied by Age	Percentage
21	200	230	243	237	250	257	295	297	273	245	2,527	53,067	0.1551%
22	184	219	207	263	257	267	265	315	289	269	2,535	55,770	0.1556%
23	205	207	230	239	245	253	285	280	264	289	2,497	57,431	0.1532%
24	216	213	224	221	243	272	307	312	316	272	2,596	62,304	0.1593%
25	196	184	202	201	233	260	307	315	298	276	2,472	61,800	0.1517%
26	209	217	221	230	250	269	312	285	267	283	2,543	66,118	0.1560%
27	198	205	218	234	232	248	250	254	286	290	2,415	65,205	0.1482%
28	218	217	207	230	218	253	261	291	309	276	2,480	69,440	0.1522%
29	244	261	246	264	241	232	295	287	288	271	2,629	76,241	0.1613%
30	259	252	281	244	229	251	249	271	273	299	2,608	78,240	0.1600%
31	241	271	271	277	255	283	268	269	312	257	2,704	83,824	0.1659%
32	264	280	305	285	292	300	276	276	294	285	2,857	91,424	0.1753%
33	299	320	323	348	316	324	281	331	281	286	3,109	102,597	0.1908%
34	335	343	357	324	338	352	353	333	300	318	3,353	114,002	0.2057%
35	367	376	389	333	373	368	373	388	329	303	3,599	125,965	0.2208%
36	428	425	399	378	376	361	350	401	376	357	3,851	138,636	0.2363%
37	490	496	459	442	455	378	386	426	431	390	4,353	161,061	0.2671%
38	505	527	528	464	470	471	469	411	427	431	4,703	178,714	0.2886%
39	582	559	583	534	554	559	485	433	440	480	5,209	203,151	0.3196%
40	607	635	641	594	617	582	514	501	467	474	5,632	225,280	0.3456%
41	639	635	648	695	656	602	605	579	543	513	6,115	250,715	0.3752%
42	713	718	721	772	729	763	728	611	647	549	6,951	291,942	0.4265%
43	749	709	760	805	739	800	836	723	686	661	7,468	321,124	0.4582%
44	737	792	861	861	831	899	838	796	811	765	8,191	360,404	0.5026%
45	864	867	937	892	940	917	878	901	828	802	8,826	397,170	0.5416%
46	854	872	954	1,013	957	972	1,001	966	947	898	9,434	433,964	0.5789%
47	961	969	999	1,014	1,089	1,047	1,046	1,063	1,012	973	10,173	478,131	0.6242%
48	935	978	993	1,065	1,073	1,188	1,137	1,098	1,147	1,125	10,739	515,472	0.6590%
49	968	985	1,055	1,142	1,133	1,225	1,254	1,219	1,239	1,156	11,376	557,424	0.6980%
50	993	1,013	1,066	1,159	1,157	1,216	1,251	1,296	1,354	1,274	11,779	588,950	0.7228%
51	1,023	1,030	1,120	1,226	1,279	1,326	1,327	1,350	1,394	1,358	12,433	634,083	0.7629%
52	1,147	1,159	1,123	1,199	1,318	1,269	1,407	1,437	1,452	1,544	13,055	678,860	0.8011%
53	1,235	1,196	1,189	1,252	1,329	1,430	1,377	1,463	1,460	1,577	13,508	715,924	0.8289%
54	1,113	1,325	1,283	1,372	1,391	1,397	1,474	1,515	1,644	1,615	14,129	762,966	0.8670%
55	1,141	1,239	1,505	1,507	1,549	1,433	1,547	1,540	1,591	1,653	14,705	808,775	0.9023%
56	1,352	1,232	1,319	1,597	1,553	1,558	1,617	1,575	1,597	1,731	15,131	847,336	0.9285%
57	1,399	1,448	1,316	1,445	1,720	1,652	1,625	1,665	1,744	1,782	15,796	909,372	0.9693%
58	1,327	1,533	1,504	1,514	1,503	1,834	1,819	1,807	1,718	1,776	16,335	947,430	1.0023%
59	1,386	1,480	1,651	1,658	1,561	1,674	2,049	1,875	1,859	1,914	17,107	1,009,313	1.0497%
60	1,484	1,561	1,618	1,835	1,689	1,710	1,804	2,110	2,062	2,021	17,894	1,073,640	1.0980%
61	1,530	1,589	1,656	1,754	1,973	1,837	1,805	1,736	2,280	2,200	18,360	1,119,960	1.1266%
62	1,656	1,687	1,821	1,807	1,932	2,101	2,003	1,975	1,936	2,409	19,327	1,198,274	1.1859%
63	1,761	1,869	1,771	1,934	1,896	2,141	2,234	2,065	2,122	2,123	19,916	1,254,708	1.2221%
64	1,937	1,954	1,958	2,039	2,105	1,992	2,042	2,284	2,203	2,137	20,651	1,321,664	1.2672%
65	2,098	2,031	2,039	2,087	2,191	2,180	2,119	2,201	2,479	2,370	21,795	1,416,675	1.3374%
66	2,118	2,216	2,191	2,115	2,213	2,234	2,231	2,298	2,390	2,641	22,647	1,494,702	1.3896%
67	2,258	2,316	2,392	2,413	2,439	2,413	2,351	2,311	2,429	2,532	23,854	1,598,218	1.4637%
68	2,537	2,530	2,409	2,516	2,395	2,457	2,409	2,482	2,529	2,611	24,875	1,691,500	1.5264%
69	2,738	2,812	2,737	2,599	2,685	2,584	2,668	2,538	2,675	2,576	26,612	1,836,228	1.6329%
70	3,079	3,002	2,977	2,884	2,749	2,723	2,649	2,771	2,656	2,715	28,205	1,974,350	1.7307%
71	3,253	3,372	3,063	3,013	2,903	2,814	2,885	2,823	2,856	2,791	29,773	2,113,883	1.8269%
72	3,585	3,556	3,357	3,346	3,214	3,022	2,957	3,013	3,055	2,948	32,053	2,307,816	1.9668%
73	3,923	3,829	3,822	3,621	3,536	3,398	3,180	2,938	3,214	3,130	34,591	2,525,143	2.1225%
74	4,103	4,151	3,959	3,890	3,825	3,644	3,457	3,308	3,158	3,471	36,966	2,735,484	2.2683%
75	4,311	4,344	4,234	4,131	3,943	3,897	3,747	3,632	3,422	3,422	39,083	2,931,225	2.3982%
76	4,531	4,613	4,523	4,266	4,137	4,150	4,017	3,888	3,727	3,612	41,464	3,151,264	2.5443%
77	4,760	4,833	4,708	4,471	4,578	4,482	4,323	4,173	4,029	3,908	44,265	3,408,405	2.7162%
78	4,837	4,920	4,946	4,916	4,730	4,743	4,628	4,320	4,209	4,333	46,582	3,633,396	2.8583%
79	5,144	5,178	5,165	5,114	5,001	4,846	4,804	4,651	4,643	4,463	49,009	3,871,711	3.0073%
80	5,128	5,371	5,352	5,245	5,181	5,223	5,028	4,957	4,964	4,639	51,088	4,087,040	3.1348%
81	5,014	5,452	5,495	5,370	5,247	5,324	5,366	5,066	4,991	4,938	52,263	4,233,303	3.2069%
82	5,332	5,330	5,530	5,449	5,618	5,438	5,318	5,261	5,110	5,226	53,612	4,396,184	3.2897%
83	5,188	5,301	5,506	5,509	5,563	5,601	5,281	5,324	5,373	5,344	53,990	4,481,170	3.3129%
84	5,187	5,481	5,256	5,248	5,530	5,624	5,646	5,410	5,596	5,503	54,481	4,576,404	3.3430%
85	5,082	5,207	5,317	5,409	5,225	5,674	5,525	5,603	5,403	5,511	53,956	4,586,260	3.3108%
86	5,114	5,283	5,040	5,137	5,192	5,126	5,295	5,545	5,567	5,494	52,793	4,540,198	3.2394%
87	5,007	5,026	5,053	4,962	5,069	5,148	5,026	5,163	5,666	5,452	51,572	4,486,764	3.1645%
88	4,500	4,718	4,641	4,855	4,750	4,894	5,003	4,721	5,239	5,265	48,586	4,275,568	2.9813%
89	4,249	4,445	4,439	4,596	4,453	4,476	4,585	4,639	4,542	4,858	45,282	4,030,098	2.7786%
90	3,944	3,892	4,091	4,134	4,276	4,116	4,186	4,186	4,377	4,266	41,558	3,740,220	2.5501%
91	3,554	3,684	3,652	3,693	3,880	3,944	4,003	3,791	4,106	3,991	38,298	3,485,118	2.3500%
92	3,116	3,188	3,323	3,316	3,365	3,470	3,503	3,451	3,502	3,521	33,755	3,105,460	2.0712%
93	2,740	2,864	3,014	2,856	2,851	3,073	2,997	2,991	3,118	3,148	29,652	2,757,636	1.8195%
94	2,221	2,455	2,374	2,473	2,295	2,487	2,546	2,512	2,653	2,728	24,744	2,325,936	1.5183%
95	1,843	1,952	1,928	2,049	1,965	2,091	2,087	2,082	2,215	2,167	20,379	1,936,005	1.2505%
96	1,456	1,588	1,574	1,639	1,560	1,676	1,555	1,596	1,734	1,817	16,195	1,554,720	0.9937%
97	1,163	1,137	1,207	1,176	1,161	1,293	1,247	1,226	1,386	1,342	12,338	1,196,786	0.7571%
98	825	893	918	875	882	935	944	1,010	1,030	994	9,306	911,988	0.5710%
	158,089	162,247	162,594	163,272	163,148	164,883	163,781	162,206	164,839	164,634	1,629,693	120,935,729	100.00%

Average Age at Death

74.21

FRS Age of Death Data
2000 - 2009

Age	2000	2001	2002	2003	2004	2005	2006	2007	2008	2009	10 Year Annual Total	Total Deaths Multiplied by Age	Percentage
21	0	1	0	0	1	0	0	0	0	0	2	42	0.0914%
22	0	0	0	0	0	0	0	1	0	1	2	44	0.0914%
23	0	1	1	2	0	0	1	1	1	0	7	161	0.3201%
24	0	0	2	0	1	0	1	0	1	1	6	144	0.2743%
25	2	0	2	0	0	1	1	1	0	0	7	175	0.3201%
26	0	0	0	2	0	0	0	1	1	1	5	130	0.2286%
27	0	0	0	1	1	0	0	2	0	2	6	162	0.2743%
28	0	0	0	0	0	0	1	1	0	0	2	56	0.0914%
29	1	1	1	2	0	1	0	0	1	1	8	232	0.3658%
30	0	0	0	0	2	0	0	0	0	1	3	90	0.1372%
31	1	0	0	2	0	1	0	2	3	1	10	310	0.4572%
32	0	0	2	2	0	1	1	2	1	3	12	384	0.5487%
33	1	0	2	1	1	1	1	0	2	1	10	330	0.4572%
34	0	0	4	1	1	1	1	0	3	1	12	408	0.5487%
35	0	1	0	1	2	0	2	2	0	1	9	315	0.4115%
36	1	0	2	1	1	1	3	3	3	2	17	612	0.7773%
37	1	0	1	1	1	3	3	0	3	2	15	555	0.6859%
38	1	1	2	2	3	3	2	0	4	0	18	684	0.8230%
39	3	1	4	2	2	1	3	1	3	3	23	897	1.0517%
40	1	2	3	3	2	4	1	6	0	2	24	960	1.0974%
41	1	1	3	0	5	4	2	1	1	1	19	779	0.8688%
42	0	1	1	2	1	3	0	1	2	1	12	504	0.5487%
43	3	0	0	3	3	3	1	3	1	3	20	860	0.9145%
44	0	1	0	2	1	3	3	1	4	6	21	924	0.9602%
45	2	2	0	3	2	3	2	5	3	5	27	1,215	1.2346%
46	5	2	1	3	1	8	5	2	2	1	30	1,380	1.3717%
47	2	3	4	5	5	1	4	4	5	3	36	1,692	1.6461%
48	2	0	3	1	3	2	7	5	4	3	30	1,440	1.3717%
49	1	6	1	1	2	5	6	6	3	3	34	1,666	1.5546%
50	4	3	5	2	3	1	4	4	3	3	32	1,600	1.4632%
51	2	2	5	6	4	3	2	3	5	4	36	1,836	1.6461%
52	1	4	4	1	3	3	4	4	4	5	33	1,716	1.5089%
53	6	6	6	5	7	6	3	4	3	6	52	2,756	2.3777%
54	2	3	4	6	4	7	5	6	8	4	49	2,646	2.2405%
55	4	2	7	4	4	3	10	6	4	3	47	2,585	2.1491%
56	2	0	0	2	5	4	5	3	3	7	31	1,736	1.4175%
57	1	3	4	2	4	9	5	7	4	4	43	2,451	1.9662%
58	4	11	6	4	3	8	5	10	5	6	62	3,596	2.8349%
59	5	3	3	10	3	5	11	10	5	6	61	3,599	2.7892%
60	9	3	2	7	5	9	7	5	5	7	59	3,540	2.6978%
61	4	5	1	3	3	8	3	6	6	9	48	2,928	2.1948%
62	1	2	5	7	3	3	5	1	6	7	40	2,480	1.8290%
63	6	7	5	3	6	5	7	5	11	5	60	3,780	2.7435%
64	6	1	5	6	4	2	3	8	6	3	44	2,816	2.0119%
65	0	5	4	5	2	5	6	8	7	9	51	3,315	2.3320%
66	3	2	2	5	4	10	3	5	3	5	42	2,772	1.9204%
67	5	7	5	9	5	6	5	10	5	9	66	4,422	3.0178%
68	4	4	7	6	8	6	5	8	4	11	63	4,284	2.8807%
69	5	2	9	8	5	5	4	8	6	6	58	4,002	2.6520%
70	8	1	7	5	3	9	4	10	3	6	56	3,920	2.5606%
71	8	5	6	6	6	8	5	3	8	2	57	4,047	2.6063%
72	3	3	6	2	8	4	8	6	5	1	46	3,312	2.1033%
73	2	6	4	14	4	8	4	8	12	7	69	5,037	3.1550%
74	8	5	3	5	6	3	3	8	3	9	53	3,922	2.4234%
75	3	6	6	6	3	5	5	5	3	5	47	3,525	2.1491%
76	1	4	3	10	5	5	6	8	8	7	57	4,332	2.6063%
77	1	3	5	9	6	5	9	6	5	10	59	4,543	2.6978%
78	3	4	0	4	6	6	3	9	6	7	48	3,744	2.1948%
79	4	2	2	4	4	3	9	6	3	5	42	3,318	1.9204%
80	1	3	0	3	3	6	5	5	4	2	32	2,560	1.4632%
81	1	2	1	4	4	4	5	8	4	8	41	3,321	1.8747%
82	1	0	1	0	0	4	8	6	7	8	35	2,870	1.6004%
83	1	1	1	2	0	3	2	4	7	6	27	2,241	1.2346%
84	3	0	4	1	2	6	4	5	5	5	35	2,940	1.6004%
85	0	1	1	2	0	0	2	3	0	1	10	850	0.4572%
86	1	1	1	1	2	0	3	1	2	1	13	1,118	0.5944%
87	0	0	1	1	1	2	1	2	4	1	13	1,131	0.5944%
88	0	0	1	2	1	1	0	0	4	3	12	1,056	0.5487%
89	0	1	0	0	2	1	0	0	2	1	7	623	0.3201%
90	0	0	1	0	0	2	1	3	0	0	7	630	0.3201%
91	0	1	0	0	0	0	2	1	1	0	5	455	0.2286%
92	1	2	1	0	0	0	0	0	1	0	5	460	0.2286%
93	0	0	0	0	0	1	0	0	0	1	2	186	0.0914%
94	0	0	0	0	0	1	0	0	0	0	1	94	0.0457%
95	0	0	0	0	0	0	0	0	1	1	2	190	0.0914%
96	0	0	0	0	0	0	0	0	0	0	0	0	0.0000%
97	0	0	0	0	0	0	0	0	0	1	1	97	0.0457%
98	0	0	0	0	0	0	0	0	1	0	1	98	0.0457%
											2,187	136,631	100.00%

152 150 183 225 192 245 242 279 253 266

Average Age at Death

62.47

ⁱ References

- Caudil, C. B., & Peak, K. J. (2009). Retiring from the thin blue line. *FBI Law Enforcement Bulletin*, Retrieved from http://www2.fbi.gov/publications/leb/2009/october2009/retiring_feature.htm
- California Public Employees Retirement System (Calpers). (2009). *Comprehensive Annual Financial Report*. Retrieved from <http://www.calpers.ca.gov/>
- The badge of life; psychological survival for police officers; current myths*. (2011). Retrieved from www.thebadgeoflife.com/currentmyths.php
- The badge of life; psychological survival for police officers; the final trauma*. (2011). Retrieved from www.thebadgeoflife.com/currentmyths.php
- Greenwald, D. (2009, September 04). *Calpers debunks myth of shorter life expectancy for safety employee*. Retrieved from http://davisvanguard.org/index.php?option=com_content&view=article&id=2977:calpers-debunks-myth-of-shorter-life-expectancy-for-safety-employees&Itemid=79
- Kivi, M.R., & Rivera, A. (2008). City of Joliet police officers' pension fund 2008 experience review for the years January 1, 2001 through December 31, 2007. *Gabriel Roeder Smith & Company*.
- Miligan, A., & Lamoureaux, D. (2010). Experience study. California Public Employees Retirement System. Actuarial Office.
- O'Hara, A. (2009). Police suicide among retirees. *Retired Police Officer's Journal*, 1(2),
- Orr, D. State of Oregon, Public Employees Retirement System. (2005). *Police and fire mortality study* Retrieved from <http://oregonpers.info/library/download.aspx?docid=263>
- Raub, R. (1988). Death of police officers after retirement. *American Journal of Police*, 7, Retrieved from <http://heinonline.org/HOL/LandingPage?collection=journals&handle=hein.journals/ajpol7&div=9&id=&page>
- Tanguay, V. (2008, November 15). *Police retirement*. Retrieved from www.policesuicideprevention.com/id21.html
- Turvey, B., "Police Officers: Control, Hopelessness, & Suicide," *Knowledge Solutions Library*, Electronic Publication, URL: <http://www.corpus-delicti.com/suicide.html>, April, 1995.
- U.S. Bureau of Labor, Bureau of Labor Statistics. (2011). *National census of fatal occupation injuries in 2010* (USD L-11-1247) Press Office. Retrieved from www.bls.gov/news.release/pdf/cfoi.pdf
- Vena, J., Violanti, J., & Fiedler, R. (1986). Mortality of a municipal worker cohort: ill. police officers. *American Journal of Industrial Medicine*, 10(4), 383-397. Retrieved from www.ncbi.nlm.nih.gov/pubmed/3788983
- Violanti, J. (1995). The mystery within, understanding police suicide. *FBI Law Enforcement Bulletin*, 19-23.

ⁱⁱ Ages 21 to 99 years-of-age were chosen in order to maintain consistency with the FRS data.

ⁱⁱⁱ Sheriff's Offices –as a group; DHSMV, DOC, DOACS, DEP, FWC, and FDLE